























## 117 200m Freestyle Men Multi-Class Heat

Official

Rank	Competitor	Age	Club	RT	PTS	Result	
1	 Thomas Magill	S19 16	 Papamoa Swimming Club	0.79	688	<b>2:12.40</b> Entry: 2:13.10	-0.70 Q
	25m: 14.22 50m: 30.04 (15.82) 75m: 46.76 (16.72) 100m: 1:03.87 (17.11) 125m: 1:20.96 (17.09) 150m: 1:38.30 (17.34) 175m: 1:55.77 (17.47) 200m: 2:12.40 (16.63)						
2	 James Haydon	S14 18	 Club 37	0.71	642	<b>2:11.29</b> Entry: 2:15.41	-4.12 Q
	25m: 14.81 50m: 31.51 (16.70) 75m: 48.21 (16.70) 100m: 1:04.82 (16.61) 125m: 1:21.67 (16.85) 150m: 1:38.88 (17.21) 175m: 1:55.45 (16.57) 200m: 2:11.29 (15.84)						
3	 Jack Bugler	S14 23	 Blenheim Swimming Club	0.76	620	<b>2:12.82</b> Entry: 2:06.08	+6.74 Q
	25m: 15.49 50m: 32.62 (17.13) 75m: 49.98 (17.36) 100m: 1:06.70 (16.72) 125m: 1:23.45 (16.75) 150m: 1:40.31 (16.86) 175m: 1:57.09 (16.78) 200m: 2:12.82 (15.73)						
4	 Bailey Conlon	S14 19	 Swim Rotorua	0.81	511	<b>2:21.63</b> Entry: 2:16.51	+5.12 Q
	25m: 14.90 50m: 31.50 (16.60) 75m: 49.04 (17.54) 100m: 1:07.77 (18.73) 125m: 1:26.56 (18.79) 150m: 1:45.12 (18.56) 175m: 2:03.65 (18.53) 200m: 2:21.63 (17.98)						
5	 Preston Maxwell	S14 15	 Nga Tai Tuatea a Taraika Swimm	0.79	469	<b>2:25.73</b> Entry: 2:28.27	-2.54 Q
	25m: 14.76 50m: 30.97 (16.21) 75m: 48.46 (17.49) 100m: 1:06.69 (18.23) 125m: 1:25.20 (18.51) 150m: 1:45.17 (19.97) 175m: 2:06.39 (21.22) 200m: 2:25.73 (19.34)						
6	 Luka Willems	S18 22	 Wharenui Swim Club	0.96	417	<b>3:25.29</b> Entry: 3:12.98	+12.31 Q
	25m: 19.87 50m: 43.47 (23.60) 75m: 1:08.98 (25.51) 100m: 1:35.86 (26.88) 125m: 2:03.14 (27.28) 150m: 2:31.33 (28.19) 175m: 2:58.43 (27.10) 200m: 3:25.29 (26.86)						
7	 Lucas Robins	S9 15	 Otaki Titans Swimming Club	0.90	390	<b>2:46.08</b> Entry: 2:43.48	+2.60 Q
	25m: 17.72 50m: 38.64 (20.92) 75m: 59.69 (21.05) 100m: 1:21.97 (22.28) 125m: 1:43.40 (21.43) 150m: 2:04.91 (21.51) 175m: 2:25.69 (20.78) 200m: 2:46.08 (20.39)						
8	 Rawiri Tristram-Brown	S6 16	 Otaki Titans Swimming Club	0.58	367	<b>3:11.22</b> Entry: 3:09.40	+1.82 Q
	25m: 20.28 50m: 42.96 (22.68) 75m: 1:07.13 (24.17) 100m: 1:32.07 (24.94) 125m: 1:57.88 (25.81) 150m: 2:23.29 (25.41) 175m: 2:47.62 (24.33) 200m: 3:11.22 (23.60)						
9	 Nathaniel Wood	S10 16	 Porirua City Aquatics	0.86	365	<b>2:37.76</b> Entry: 2:39.70	-1.94 Q
	25m: 17.86 50m: 36.97 (19.11) 75m: 57.06 (20.09) 100m: 1:17.28 (20.22) 125m: 1:37.58 (20.30) 150m: 1:58.22 (20.64) 175m: 2:18.32 (20.10) 200m: 2:37.76 (19.44)						
10	 Jonty Howland	S6 14	 Dannevirke Swimming Club	0.67	355	<b>3:13.35</b> Entry: 3:14.55	-1.20 Q
	25m: 20.91 50m: 44.35 (23.44) 75m: 1:09.13 (24.78) 100m: 1:34.69 (25.56) 125m: 2:00.31 (25.62) 150m: 2:26.17 (25.86) 175m: 2:50.40 (24.23) 200m: 3:13.35 (22.95)						
11	 Alexey Ulupov (V)	S6 17	 UWA-West Coast Swimming Club		273	<b>3:30.94</b> Entry: 3:26.29	+4.65 R1
	25m: 22.27 50m: 46.90 (24.63) 75m: 1:14.31 (27.41) 100m: 1:41.17 (26.86) 125m: 2:08.68 (27.51) 150m: 2:36.73 (28.05) 175m: 3:04.29 (27.56) 200m: 3:30.94 (26.65)						